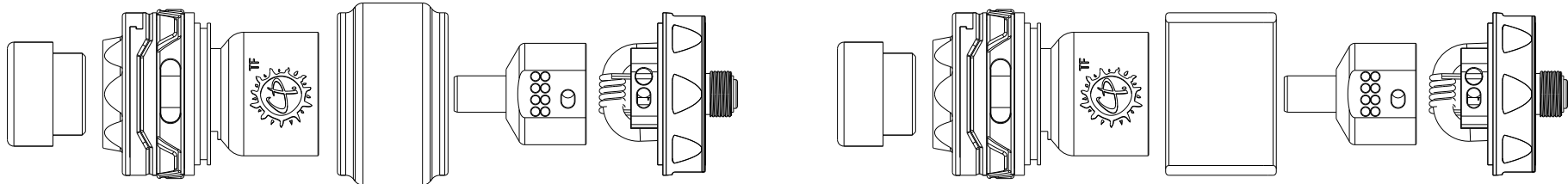


# CP TF RTA



Thank you for purchasing Advken CP TF RTA. The CP TF RTA is for vaporizing and inhaling e-liquid. Please observe the e-liquid's warnings before your first use. Also, please read the enclosed manual carefully before use to make sure all steps are correct. If you need any additional information or have any query about this product or its use, please contact your local Advken agent or visit Advken website: [www.advken.com](http://www.advken.com).

**Specification:**

Product Name: Cp TF RTA  
Material: 304 stainless steel&Pyrex Glass  
Size: 25mm\*44.5mm (with Drip Tip )  
Color Options: Silver/Black  
Thread: 510 Thread  
Pin: Gold -plated Contact Pin  
G.W.(G): 144  
N.W.(G): 95  
Capacity(ML): 3ML/4ML

**Package Included:**

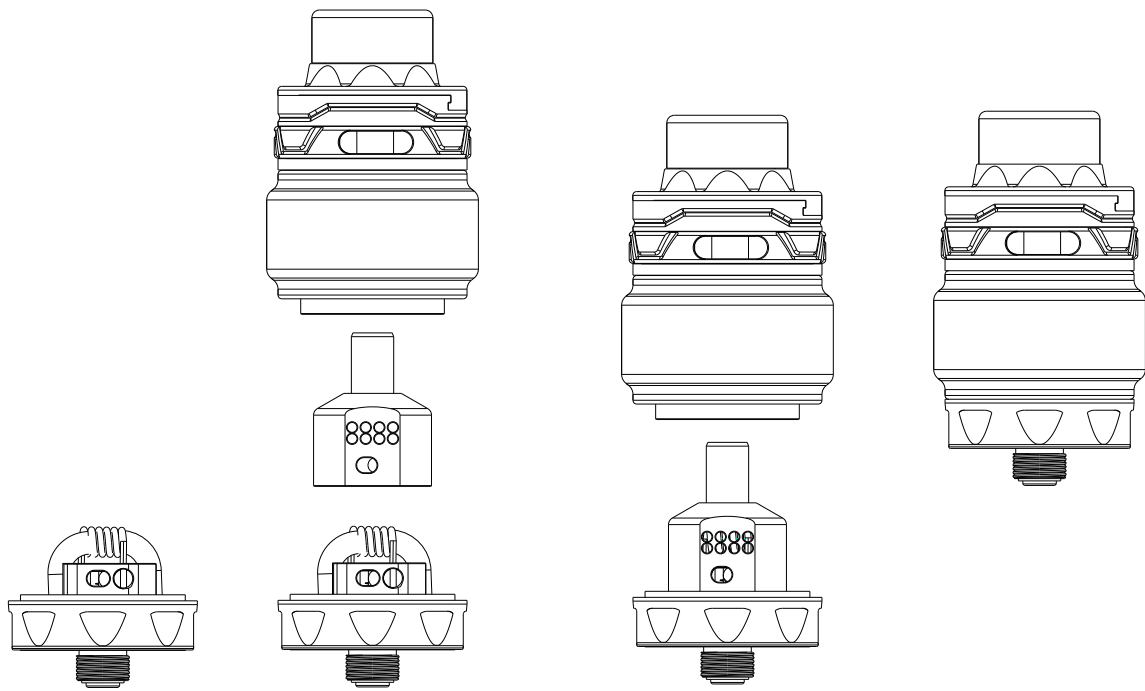
1xCp TF RTA  
1xSpare Glass Tube  
1xAccessory Bag  
1xAdvken Card  
1xClean Cloth

**Features:**

- 1.25mm(Deck Width)304 stainless steel Single Coil RTA
- 2.Top Sliding Refill System.
- 3.Top Airflow Control, no leak.
- 4.Spring loaded posts for easier coil set.
- 5.2 Capacity choices:3ml(straight glass)/4ml(Bubble resin tube).
- 6.810 Drip Tip.

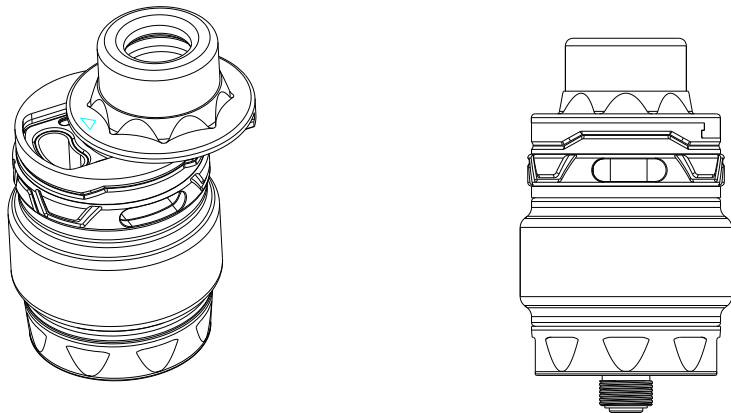
**How to install coil and cotton:**

- 1.Make the pre-wrapped coil based on your need.
- 2.Install and place the pre-wrapped coil. Place the coil into the post clips and tighten it a little with screws, and make a adjustment of coil's location.
- 3.Cut the ends of wire o ffto make sure the coil NO touching the base.
- 4.Cut a strip of cotton make sure it is not too much or too less.
- 5.Insert the cotton and cut it in a proper length to fill the juice holes well.
- 6. Wet the coil with your e-liquid.



**How to Refill RTA:**

Hold the RTA in hand upside or screw down it with a mod. Then find the “Triangle Mark” on the top cap, push the top cap as the mark showed to find the filling hole. Later, fill the tank with proper amount e-liquid. After that , push back the top cap make sure the top cap closed well.



**How to VAPE:**

Screw down the Cp tf rta with a mod well, make sure contact is OK. Then press the fire button as long as you inhale from the drip tip, then release the button.

**Note:**

- 1.Please drip a few drops of e-liquid into the coils and let the rta stand a few minutes to make sure the coils soak enough before the first use.
- 2.Please refill the rta in-time to avoid dry-burning.
- 3.Protect this device from direct sunlight, heat, moisture and mechanical impact.
- 4.The device must not be cleaned under running water! Use only a damp, lint-free cloth for external cleaning.

**Verification:**

Scratch o fffthe cover of the security label on the box to get the anti-fake codes. Then fill the codes into the input box on the [www.advken.com](http://www.advken.com) to verify. Finally, the results will come out later.

**Warning:**

This products isn't intended to use by persons under legal smoking age, nonsmokers, women who are pregnant or breastfeeding, or persons with or at risk of heart disease, high blood pressure, diabetes, or taking medicine for depression or asthma.